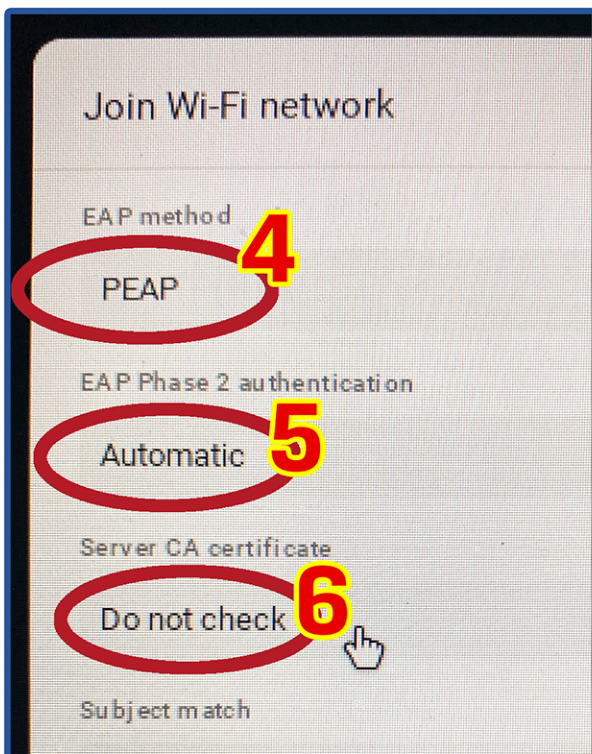
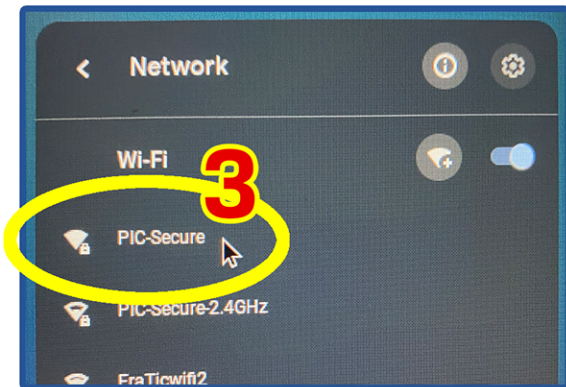
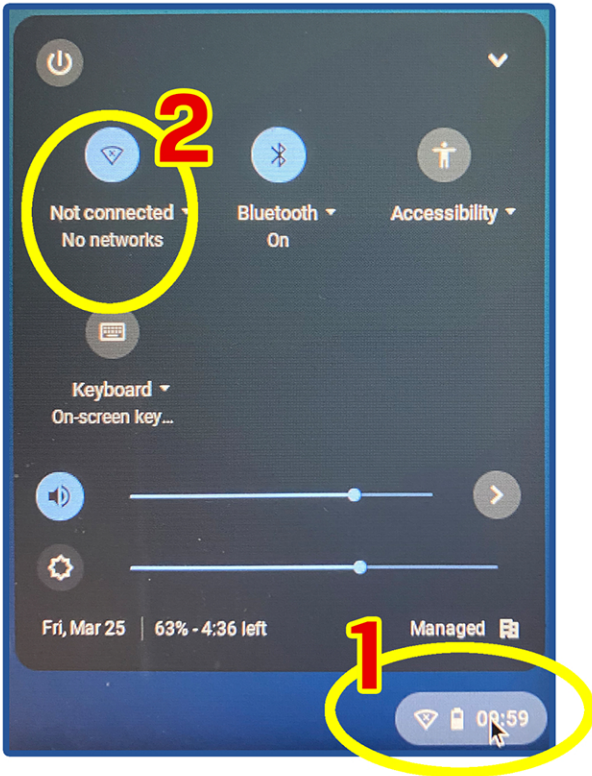


How to log on to the wifi on a chromebook



- 1 click on the time
- 2 click on the network icon

- *you may need to start here*
- 3 click on "PIC-Secure"

- 4 EAP method must be "PEAP"
- 5 below that must be "Automatic"
- 6 below that must be "Do not check"
- *scroll down a bit*

- 7 Identity must be your username
- *students - 6 digit student ID number*
- *staff - curriculum username*
- 8 Password must be your password
- *we can print student username and password if you need them*
- 9 Anonymous Identity must be empty

- 10 click on "Connect"

If you are having trouble then go back to the beginning and try again, this time paying more attention to the instructions.

